

Year 11

Revision Guide

Welcome to the Year 11 Revision Evening

Please use this opportunity to support your child in being the best they can be in the lead up to and during the exams. In this pack, we have included some details that you may find useful.

Whitley Academy Revision Top Tips:

- **Start revising early** – Months, not weeks or days before the exam
- **Take short breaks** – Every 40 to 60 minutes
- **Use a range of resources** – Your notes, revision guides, past papers and online tools
- **Stick revision notes around your house/room** – This will aid medium to long-term memory
- **Eat well** – Nutritious main meals, get yourself drinks and snacks for revision. Think Brain food!
- **Sit at a proper desk** – Make it formal and focused then relax in bed, not revise in bed
- **Know your specification** – Revise topics that are on the test
- **Do not put it off**- 'Procrastination' long word for delaying it. Just **GET ON WITH IT!**
- **Do not just read notes** – Write it down and test yourself
- **Do not become a revision zombie** – Manage your time. You can still do the things you enjoy
- **Find the right environment** – Somewhere quiet, no phone, no TV and no distractions!
- **Good luck** – Make your own with hard work and a can do attitude.

Year 11 Key Dates:

Mock Exam Period – Mon 14th January – Friday 25th January 2019

Parents Revision Evening - Thursday 28th February 2019

Art Exam – Monday 1st April – Friday 5th April 2019

Exam Period – Monday 13th May – Friday 21st June 2019

Prom - Friday 5th July 2019

Attendance:

Your child's attendance directly affects the outcomes they achieve. During year 11 and the examination period, we expect attendance to be 100%. Pupils should only miss learning time due to a severe illness.

Whitley Academy - How to Revise 3 Step Guide:

Step 1 – What works for you

To revise effectively try many different techniques and see what works for you. Revising using just one technique is the quickest route to mental fatigue.

Step 2 – Learn the revision techniques that suit you

These are some of the best revision techniques and ideas that you could try.



Step 3: Know how much revision you should do a day?

Planning is the key to revising effectively, and to do that you'll need to know how much time you should be spending on revision. Too much time increases your risk of burning out, whereas too little time means your brain won't be able to remember the important details.

We advise a minimum of 2 hours per evening after school and 4 hours a day at the weekend. Use a revision planner template. One is available on the school website.

For full access to all examination timetables, subject specific materials and more detailed revision guidance please visit <http://www.whitleyacademy.com/learning/revisioninfo/>

We appreciate that examination periods can be a very challenging time. If you have any concerns for your child please contact the **Year 11 Progress Manager, Mrs Stanbrook.**

GCSE English Language – Exam Board AQA

GCSE English Language tests reading and writing skills – each skill is worth 50% of the English Language GCSE. There are two exam papers each worth 80 marks.

Paper 1 – Tuesday 4th June 2019 (1h45m)

1. Pick out 4 points (4 marks)
2. How has the writer used language to create effects (8 marks)
3. How has the writer used structure... (8 marks)
4. A student has said ‘the writer has really brought her characters to life’. To what extent do you agree? (20)
5. Write a narrative or a descriptive piece.
Choice of 2 exam questions (24+16=40)

Paper 2 – Friday 7th June 2019 (1h45m)

1. Pick out 4 points (4 marks)
2. Pick out and interpret differences in 2 texts (8 marks)
3. Analyse how and why language used in a text (12 marks)
4. Compare how writers’ viewpoints are presented in 2 texts (16 marks)
5. Writing to argue/persuade/ inform – e.g. speech, letter, article (24 + 16 = 40)

Make a revision folder: divide it up into: English Language—Paper 1 Creative Writing paper and Paper 2 Non-fiction paper. Put your mock exams into the folder and any practice papers that you have. Use the school website to find past exam papers.

The Exam Papers: make revision cards/ notes of each exam paper, what will the questions be like, what AOs are being tested on each question, what skills you need to show the examiner.

Read: different types of fiction (stories) and non-fiction (articles, blogs) to practice reading quickly but also to improve your vocabulary


Make lists: of the questions/ skills that you are good at and the ones that you need to improve on (e.g. apostrophes, different types of sentence, planning writing tasks) and work on them using your revision guides and work booklets given out by your teacher or the ones that you have purchased.

Use revision websites:

BBC Bitesize

You Tube – search for AQA English Language revision, Mr Bruff, Mr Salles, Stacey Reay

[https://studywise.co.uk/wp-content/uploads/GCSE English Language Papers 1 and 2 Revision Guide.pdf](https://studywise.co.uk/wp-content/uploads/GCSE%20English%20Language%20Papers%201%20and%202%20Revision%20Guide.pdf) (free revision guide)



GCSE English Literature – Exam Board AQA

The set texts for GCSE English Literature are 'Macbeth', 'A Christmas Carol', 'An Inspector Calls' and the AQA anthology of poetry 'Power and Conflict'. Students also study for unseen poetry.

Paper 1 – Wednesday 15th May 2019 (1h45m)

1. Macbeth (30+4 marks)
2. A Christmas Carol (30 marks)

Answer the question based on the extract AND the whole play/ novella.

Paper 2 – Thursday 23rd May 2019 (2h15m)

1. Answer ONE question (from a choice of two) on 'An Inspector Calls' (30+4 marks)
2. Power and Conflict question (30 marks)
3. Unseen Poetry question (24 marks)
4. Unseen comparison of methods (8 marks)

Your revision must be ACTIVE – simply reading the revision guide is not enough. Use the revision guides to create mind maps, flashcards or key ideas posters using the information that you have read.

Use the PIXLit app: to revise events, characters, quotations and writers' methods (School ID: WT5688, username: LASTFIRST, password LASTFIRST)



Make sure you know what happens in the play/ novella/ each of the poems

– use your revision guide to make bullet points of each act/ stave/stanza. Reread the texts (you can find online copies or ask your teachers if you can borrow a copy).

Make sure you know the themes and context: choose 2 quotations that sum up each theme *and learn them*

Make sure you know each character: pick quotations from beginning, middle and end to show that you understand how the character develops

Make a list of key quotations: from each text *and learn them*. Select them from the lists in the revision guides.

Start your revision now: DO NOT leave it until the week before your exam

Use revision websites

BBC Bitesize

You Tube (Mr Bruff and Stacey Reay)



GCSE Mathematics – Exam Board AQA

What will help success?

- Doing some Maths every day by using “Corbett Maths 5-a-day” and the “JustMaths” daily calendars - practising questions is the best way to revise, and making mistakes so they can be learned from is really beneficial
- Doing the homework set on HegartyMaths and by your class teacher
- Working through past exam papers
- Identifying areas which didn’t go well in the last exams and using the Hegarty and PiXL information from your mocks (PLC’s and Smith proformas)
- Knowing where to get information on how to improve (HegartyMaths and the PiXL Maths app) and revising these areas
- Learning your formulae (available under the “Downloads” tab at <http://www.whitleyacademy.com/learning/curriculum/maths2/>)
- Having your own calculator and REALLY knowing how to use it properly.

GCSE Examination Dates Summer 2019

Paper 1 (Non Calculator)	Thursday 21 st May	8.30am
<i>HALF TERM</i>		
Paper 2 (Calculator)	Thursday 6 th June	8.30am
Paper 3 (Calculator)	Tuesday 11 th June	8.30am



Useful websites:

www.hegartymaths.com

www.corbettmaths.com

5-a-day
Videos
Worksheets
Practice papers
Practice questions

www.justmaths.com

Monthly calendars that give you a question a day
(printed versions available from Mr Tibke)

www.mrbartonmaths.com

Revision notes
Past papers
Quizzes
Videos

www.mathsgenie.co.uk

GCSE Revision
GCSE Exam Papers (Edexcel)
Resources

www.mathsbot.com

www.ssddproblems.com

Good for application of knowledge

www.accessmaths.co.uk

In Resources: Resources
 Revision Resources
 Crossover Problems

www.maths4everyone.com

GCSE 9-1 Exam Question Practice
GCSE Revision Sheets

www.onmaths.com

I think you have to register for this but it's free!
Lots of resources and practice questions that you
complete online and your results are saved

www.mathsmadeeasy.co.uk

Online Tests and Revision
(Also has Science revision on this site)

www.dr frostmaths.com

I think you have to register for this but it's free!
Revision resources & questions available

www.thelifecloud.net/schools/CongletonHighSchool/spaces/Maths/resources/Pages/KeyStage4.page

Exam papers
Topic questions

www.mymaths.co.uk

Username: wabec
Password: infinity

Use the websites to write flash cards or spider diagrams

Write out important formulae on post-it notes and put them around the house (remember, all the formulae you will need can be found on the school website!)

GCSE Science – Exam Board AQA

How to Revise for Science?

There are six exams in science.

For Combined Science, they are 1 hour and 15 minutes long.

For Separate Sciences (Triple), they are 1 hour and 45 minutes long.

For both courses they are on the same date, but there is more to revise for students who do Triple Science.

<p><u>Biology Paper 1</u></p> <p>Exam Date - 14th May 2019</p> <p>Topics to revise:</p> <ul style="list-style-type: none">• Cell biology• Organisation• Infection and response• Bioenergetics	<p><u>Chemistry Paper 1</u></p> <p>Exam Date - 16th May 2019</p> <p>Topics to revise:</p> <ul style="list-style-type: none">• Atomic structure and the periodic table• Bonding, structure, and the properties of matter• Quantitative chemistry• Chemical changes• Energy changes	<p><u>Physics Paper 1</u></p> <p>Exam Date - 22nd May 2019</p> <p>Topics to revise:</p> <ul style="list-style-type: none">• Energy• Electricity• Particle model of matter• Atomic structure
<p><u>Biology Paper 2</u></p> <p>Exam Date - 7th June 2019</p> <p>Topics to revise:</p> <ul style="list-style-type: none">• Homeostasis and response• Inheritance, variation and evolution• Ecology	<p><u>Chemistry Paper 2</u></p> <p>Exam Date - 12th June 2019</p> <p>Topics to revise:</p> <ul style="list-style-type: none">• The rate and extent of chemical change• Organic chemistry• Chemical analysis• Chemistry of the atmosphere• Using resources	<p><u>Physics Paper 2</u></p> <p>Exam Date - 14th June 2019</p> <p>Topics to revise:</p> <ul style="list-style-type: none">• Forces• Waves• Magnetism and electromagnetism• Space Physics (Triple only)



You need to do 30 minutes a day

- For students who regularly use Tassomai, 95% of students get a grade 5 or above and 56% of students get a grade 7 or above.
- Helps to reduce stress and builds confidence in all aspects of science.
- Intelligent learning - It tells you where you go wrong, and those questions will come up again.

How to get on –

- Go to www.tassomai.com
- Click on sign in and type in your username and password.



What does it take to succeed in Science?


To succeed in science you will need to learn the knowledge for biology, physics and chemistry. You will also need to know how to do the required practical activities. You will need to know how to apply your knowledge by practicing questions which will also help you to use your maths skills to interpret results to experiments

How to use your revision guide

CGP Revision Guides are available to buy for £3.50.

Look – Cover – Say – Write – Check

1. Find an aspect of science that you don't know.
2. Read through it carefully.
3. Close the book and write it down.
4. Open the book to see what you have remembered.
5. Repeat steps 1 to 4 until you've got it.



Make posters / Use post it notes

Make summary posters and write post it notes of what you find difficult to remember and stick them around your room or house

Practice Questions

Check your knowledge by completing the practice questions at the end of every topic.

Required Practical Activities (RPAs)

There are twenty one required practical activities that you need to know the methods for. Video clips of these can be found in the science area on the school's website.

www.whitleyacademy.com


Practice Questions from AQA

Specimen practice exam papers from AQA are a good way to get used to what you will be tested upon. They can be found from the AQA website.

<https://www.aqa.org.uk/subjects/science/gcse>

Support from your teachers


Science intervention lessons are on every Tuesday after school. Your teachers are there to support you. Please ask if there is anything you don't fully understand.



Look – cover – write - check



Post-it notes up on the wall



Answer questions from revision guide.

GCSE Geography – Exam Board OCR (A)

How will the students be assessed & when?

Exam – x 3 Papers (Geographical Themes)	When?
Unit 1 – Living in the UK Today – 30% - 1 Hour	Tuesday 21 st May 2019 (PM)
Unit 2 – The World Around Us – 30% - 1 Hour	Wednesday 5 th June 2019 (PM)
Unit 3 – Geographical Skills – 40% - 1 Hour 30 Minutes	Thursday 13 ^h June (AM)

What to revise (Geographical Themes)?

Paper 1: Living in the UK Today:

1. Landscapes of the UK

- physical landscapes of the UK; geomorphic processes; river landscapes; coastal landscapes

2. People of the UK

- UK's major trading partners; diversity & development in the UK; UK's changing population; urban trends; Leeds: a major city in the UK

3. UK Environmental Challenges

- extreme weather in the UK; resources and UK ecosystems; energy sources & energy management in the UK

Paper 2: The World Around Us:

1. Ecosystems of the Planet

- global ecosystems; tropical rainforests; coral reefs

2. People of the Planet

- global & uneven development; Ethiopia: changing economic development; global urbanisation; rapid urbanisation in LIDC's; Rosario: a major city in an EDC

3. Environmental Threats to our Planet

Climate change over time; causes of climate change; consequences of climate change; global circulation of the atmosphere; extreme weather: tropical storms and drought

Paper 3: Geographical Skills

1. Geographical Skills

- cartographic skills; graphical skills; numerical/statistical skills

2. Geography Fieldwork

- enquiry questions; fieldwork techniques/methods; primary/secondary sources; presenting/analysing your findings; reaching conclusions/evaluating your work

Key 'case studies' that need revising (focus on location; causes; effects; impacts; challenges)

Paper 1 - Living in the UK Today	1. River Landscapes = River Wye 2. Coasts Landscapes = Dorset / North Norfolk 3. Economic Growth/Decline = Salford Quays 4. Major city in the UK = Leeds 5. Flood event = Somerset
Paper 2 – The World Around Us	1. Ecosystems/biomes – Tropical Rainforests & Coral Reefs 2. Economic Development (LIDC) – Ethiopia 3. Major city in an EDC – Rosario 4. Consequences of climate change = Tuvalu 5. Drought (El Nino/La Nina) = Australia/Peru 'The Big Dry'

Are there any extra resources available to support my child at home?

There are many revision guides including online interactive revision resources (such as www.s-cool.co.uk) and the BBC Bitesize has covered the whole course using Video clips. Revision materials are also available on the school website e.g. x10 week Geography revision challenge; past papers/answers. Revision guides can also be purchased via ParentPay for £9 each.

Is there any extra revision after-school for my child?

Thursday 28th February	Ethiopia – Case Study	Urban/Rural differences
Thursday 7th March	Rosario – Case Study	UK Trade/Development
Thursday 14th March	River Wye – Case Study	Human Geog Fieldwork
Thursday 21st March	North Norfolk/Dorset – Case Study	Coral Reefs – Case Study
Thursday 28th March	Tropical Rainforests – Case Study	Management of Rivers/Coasts
Thursday 4th April	Leeds – Case Study	Somerset Flood – Case Study
Thursday 11th April	Australia/Peru Drought – Case Study	Salford Quays – Case Study

GCSE History – Exam Board Eduqas

How will the students be assessed & when?

Exam – x 4 Papers (History components)	When?
Paper 1 – The Elizabethan Age 1558-1603 (1hr) – 25%	Monday 3 rd June 2019 (AM)
Paper 2 – The USA: A Nation of Contrasts, 1910-1929 (1hr) – 25%	Monday 3 rd June (AM)
Paper 3 – The Development of Germany, 1919-1991 (45mins) – 20%	Thursday 6 th June (PM)
Paper 4 – Changes in Entertainment & Leisure, c.500-present (75mins) – 30%	Thursday 6 th June (PM)

What to revise (History Themes)?

The Elizabethan Age 1558-1603	The USA: A Nation of Contrasts, 1910-1929	The Development of Germany, 1919-1991	Changes in Entertainment & Leisure, c.500-present
Elizabethan government	Immigration	Weimar Germany	Development of Sport
Lifestyles of rich and poor	Religion and race	The Rise of the Nazi Party and its consolidation of power between 1933 and 1934	Holidays and Travel
Popular entertainment	Crime and corruption	Life under the Nazis	Popular entertainment (theatre, stage and screen)
The problem of religion	Economic boom	Life during the Second World War	Popular entertainment (sound and music)
The Catholic threat	The end of prosperity	West and East Germany between 1949 and 1991	Children's entertainment
The Spanish Armada	Popular entertainment	Cold War relations	Cruelty in sport and entertainment
The Puritan threat	Role of women	Co-operation and reconciliation	Blackpool 19 th /20 th centuries

Are there any extra resources available to support my child at home?

1. Past Papers / Exam Questions with Answers

<https://www.eduqas.co.uk/qualifications/history/eduqas-gcse-history-sams-from-2016-e.pdf>

2. Online Digital Resources -

<https://www.eduqas.co.uk/qualifications/history/index.html#qualSearch>

- The Development of Germany, 1919-1991
<https://resources.eduqas.co.uk/Pages/ResourceSingle.aspx?rlid=1116>
<https://resources.eduqas.co.uk/Pages/ResourceSingle.aspx?rlid=699>
- The USA: A Nation of Contrasts, 1910-1929
<https://resources.eduqas.co.uk/Pages/ResourceSingle.aspx?rlid=1115>

3. BBC Bitesize (Eduqas GCSE History)

- <https://www.bbc.com/bitesize/examspecs/z8rvfrd> (The Elizabethan Age & Germany 1919-1991)

Revision materials are also available on the school website e.g. x10 week History revision challenge; past papers/answers.

Is there any extra revision after-school for my child?

Revise the topics that need improving the most from the mocks during our intervention sessions. These will run every Thursday leading up to the first exam in June.

Thursday 28th February	Race and Religion (USA)	Children's Entertainment (E&L)
Thursday 7th March	The Problem of Religion (Elizabeth)	Weimar (Germany)
Thursday 14th March	Economic Boom (USA)	The Spanish Armada (Elizabeth)
Thursday 21st March	Holidays & Travel (E&L)	Cold War Relations (Germany)
Thursday 28th March	Life under the Nazi's (Germany)	Role of Women (USA)
Thursday 4th April	The Catholic threat (Elizabeth)	Pop Entertainment Sound/Music (E&L)
Thursday 11th April	Crime and Corruption (USA)	Lifestyles of rich and poor (Elizabeth)
Thursday 9th May	Development of Sport (E&L)	Rise of the Nazi party (Germany)
Thursday 16th May	Life during the 2 nd WW (Germany)	End of Prosperity (USA)
Thursday 23rd May	Elizabethan Government (Elizabeth)	Theatre, stage & screen entertain (E&L)

GCSE French – Exam Board AQA

The Language Exams take place on the following days:

Exam	Date
Listening	14 th May 2019
Reading	14 th May 2019
Writing	17 th May 2019
Speaking	29 th April – 17 th May 2019

AQA GCSE French
THEME 1: IDENTITY AND CULTURE
<u>Topic 1: Me, my family and friends</u>
Relationships with family and friends
Marriage/partnership
<u>Topic 2: Technology in everyday life</u>
Social media
Mobile technology
<u>Topic 3: Free-time activities</u>
Music
Cinema and TV
Food and eating out
Sport
<u>Topic 4: Customs and festivals in French-speaking countries/communities</u>
THEME 2: LOCAL, NATIONAL, INTERNATIONAL AND GLOBAL AREAS OF INTEREST
<u>Topic 1: Home, town, neighbourhood and region</u>
<u>Topic 2: Social issues</u>
Charity/voluntary work
Healthy/unhealthy living
<u>Topic 3: Global issues</u>
The environment
Poverty/homelessness
<u>Topic 4: Travel and tourism</u>
THEME 3: CURRENT AND FUTURE STUDY AND EMPLOYMENT
<u>Topic 1: My studies</u>
<u>Topic 2: Life at school/college</u>
<u>Topic 3: Education post-16</u>
<u>Topic 4: Jobs, career choices and ambitions</u>

The GCSE French course is split into 3 themes of study identified below. These themes will be covered in all 4 of the language exams.

Revision websites:

www.pearsonactivelearn.com – you have a school given log on for this

www.memrise.com – create your own account

www.duolingo.com – a free app for language learning

<http://www.bbc.co.uk/languages/french/>

<https://www.thefrenchexperiment.com/> - a language learning website with 'lessons'

<https://frenchtogether.com/category/learn-french/> - a French learning website

www.wordreference.com – online dictionary with verb conjugation

<https://www.youtube.com/user/sarahageali> - a French Youtube singer with subtitles of popular songs

GCSE Spanish – Exam Board AQA

The Language Exams take place on the following days:

Exam	Date
Listening	22 nd May 2019
Reading	22 nd May 2019
Writing	5 th May 2019
Speaking	29 th April – 17 th May 2019

The GCSE Spanish course is split into 3 themes of study identified below. These themes will be covered in all 4 of the language exams.

AQA GCSE Spanish
THEME 1: IDENTITY AND CULTURE
<u>Topic 1: Me, my family and friends</u>
Relationships with family and friends
Marriage/partnership
<u>Topic 2: Technology in everyday life</u>
Social media
Mobile technology
<u>Topic 3: Free-time activities</u>
Music
Cinema and TV
Food and eating out
Sport
<u>Topic 4: Customs and festivals in Spanish-speaking countries/communities</u>
THEME 2: LOCAL, NATIONAL, INTERNATIONAL AND GLOBAL AREAS OF INTEREST
<u>Topic 1: Home, town, neighbourhood and region</u>
<u>Topic 2: Social issues</u>
Charity/voluntary work
Healthy/unhealthy living
<u>Topic 3: Global issues</u>
The environment
Poverty/homelessness
<u>Topic 4: Travel and tourism</u>
THEME 3: CURRENT AND FUTURE STUDY AND EMPLOYMENT
<u>Topic 1: My studies</u>
<u>Topic 2: Life at school/college</u>
<u>Topic 3: Education post-16</u>
<u>Topic 4: Jobs, career choices and ambitions</u>

Revision websites:

www.pearsonactivelearn.com – you have a school given log on for this

www.memrise.com – create your own account

www.duolingo.com – a free app for language learning

<http://www.bbc.co.uk/languages/spanish/>

<https://studyspanish.com/> - a language learning website with 'lessons'

www.wordreference.com – online dictionary with verb conjugation

<https://www.youtube.com/user/kvnvasquez> - a Spanish Youtube group with subtitles of popular songs

GCSE Food Preparation & Nutrition – Exam Board Eduqas WJEC

Units Examined and length of the exam:
50% controlled assessment

NEA1

The Food Investigation

A scientific food investigation which will assess knowledge, skills and understanding relating to the scientific principles underlying the preparation and cooking of food.

NEA2

The Food Preparation Assessment

Preparing, cooking and presenting a menu to assess knowledge, skills and understanding.
Nea's both sent off to exam board for **4th May 2019**

50% written paper 1hr 45mins - Monday 10th June 2019

Two sections of compulsory questions to assess the 6 areas of content:

Section A: questions based on stimulus material

Section B: structured, short and extended response questions.

Link to the specification: [GCSE \(9-1\) Food Preparation and Nutrition](#)

Checklist of topics to revise:

1. Food commodities
2. Principles of nutrition
3. Diet and good health
4. The science of food
5. Where food comes from
6. Cooking and food preparation

NEA 2 - Useful links

Nutritional analysis (free, with worksheets)

<http://www.foodafactoflife.org.uk/section.aspx?t=115&siteId=19§ionId=134>

Costing: <https://www.mysupermarket.co.uk/> (use quick shopping list, compare multiple supermarkets at the same time)

Nutrition: www.nutrition.org.uk www.foodafactoflife.org.uk

<http://www.nhs.uk/Livewell/Goodfood/Pages/Healthyeating.aspx>

Food styling and presentation (poster and presentation)

<http://meatandeducation.redmeatinform.com/resources/downloads/posters/art-food-styling-and-presentation>

Online subject support links:

Lovefoodscience

Foodafactforlife

GCSE Bitesize Food Technology

COLLINS Revision Guide - <https://www.collins.co.uk/category/Revision/GCSE++Ages+14-16>

Certificate in Digital Applications (CiDA ICT)

CiDA Coursework DUE end of March 2019

75% of Final GCSE Mark

You can access all your files from home via the portal (see below)

For the coursework, most of you need to complete your design log write-ups about all the software and tools you have used for the whole project. You need to name these and give explanations that have more detail and link your reasons:

- to audience
- to purpose
- back to real world designs from your own research
- back to your original hand drawn plan

A document explaining what tools you need to talk about for the design logs is on the common area:

This PC\ICT Common\KS4\2018-19 Y11 CiDA IPA and NPA\all tools used -CiDA Design Logs

In addition, you need to work on your **digital portfolios** making sure all products and evidence are linked and you have detailed descriptions. Make sure your evaluations are detailed.

Check the mark book for updates. It is accessible via the portal (see below) and is updated regularly:

This PC\ICT Common\KS4\2018-19 Y11 CiDA IPA and NPA\Year 11 CIDA markbook-IPA Class

CiDA-Exam 13th-17th May 2019

25% of Final GCSE Mark

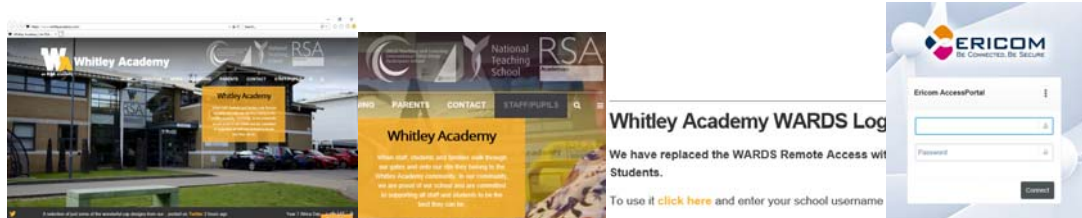
Create a website following a Brief with assets and images provided by the exam board.

Time Allocated: **2.5 Hours**

Exam: **1 day during the proposed week (13th-17th May)**

Revision Links

You can access these via The Portal



Go to: www.whitleyacademy.com- Choose staff/pupils on the top right on the Staff/Pupils page choose click here then log in to Ericom with your username and password.

Past Papers: This PC\Common Area\ICT Common\KS4\CIDA from 2012\CiDA Exam Papers

Video Tutorials: This PC\Common Area\ICT Common\KS4\CIDA from 2012\CIDA EXAM Tutorials IPA

GCSE Sociology – Exam Board AQA

- All Year 11 sociology students have a PLC booklet that they must use to determine precisely where they must concentrate their revision.
- On the website all students will find a summary of the key studies that are used in the exam, they must know what was investigated, the research method that was used and what was found out for all studies.
- The exam will ask what is meant by key concepts, all students have a copy of these too- they must be able to describe in detail what any concept is and provide an example.
- Students must be aware of theories and perspectives on the four topics they study in order to be successful. For example the Functionalist view of the Family/Crime/Social Stratification/Crime, the Marxist view, the Feminist and the Interactionist view.

GCSE Art – Exam Board AQA

Art Personalised Learning Checklist

Name	Target Grade							
AO	Task		Completed?	Annotated	Red	Amber	Green	Revised/Comments
A03	Mind map – show different ideas for your project This must be on your first page	7 th Jan-11 th Jan						
A03	Primary research - own photographs	14 th Jan-25 th Jan						
A01	Secondary research – images from the internet/magazines	14 th Jan-25 th Jan						
A01, A02, A03	Artist response – linking to your theme	28 th Jan - 8 th Feb						
A01, A02, A03	Artist response – linking to your theme	28 th Jan - 8 th Feb						
A01, A02, A03	Artist response – linking to your theme	28 th Jan - 8 th Feb						
A01, A02, A03	Artist response – linking to your theme	28 th Jan - 8 th Feb						
A02, A03	Drawing response – drawing from your own photographs using different media (pencil, pen)	11 th Feb - 15 th Feb						
A02, A03	Media experiments and development of ideas	25 th Feb - 8 th March						
A02, A03	Media experiments and development of ideas	25 th Feb - 8 th March						
A02, A03	Media experiments and development of ideas	25 th Feb - 8 th March						
A02, A03	Media experiments and development of ideas	25 th Feb - 8 th March						
A02, A03	Media experiments and development of ideas	25 th Feb - 8 th March						
A01, A04	Final piece plan – draw at <u>least two</u> different ideas for your final piece, annotate – explain which one is the best and why and how you are going to do your final piece. What artists does it link to?	11 th March - 15 th March						
A02, A03, A04	Final piece testing – this might be paint tests, or photos of 3d work testing out your final piece idea	18 th March- 29 th Mar						

Homework – you are expected to complete your annotations each week for the work you have completed in class. Find the help sheets in the common area – R:\ARTS COMMON\KS4

Art Exam – 10 hours week beginning 1st April

Monthly Revision Timetable

..... (Month and Year)

.....daydaydaydaydaydayday
1	2	3	4	5	6	7
8	9	10	11	12	13	14
15	16	17	18	19	20	21
22	23	24	25	26	27	28
29	30	31				

Notes

My Revision planner

Monday

Week beginning -

This week's Priorities:

- 1.
- 2.
- 3.
- 4.
- 5.
- 6.
- 7.

Sunday

Tuesday

Saturday

Wednesday

Thursday

Friday